


## E15--C Series, 1/8", 5/2 Function Solenoid Valve

CALL: +44 (0)1254 872277  
E-MAIL: sales@pneumatrol.com



### DESCRIPTION

5 port 2 position, pilot operated solenoid valve.

Valve is illustrated with a stainless steel housed terminal box.

Body material available in

- Aluminium (standard)
- Stainless Steel
- Brass

Seal kit available – VSK100

### FEATURES

- Internal or external pilot air connection
- Single coil spring return function or double coil stay put function
- Convenient fixing holes to enable bracket mounting
- Pilot exhaust dust caps fitted as standard
- Interchangeable CNOMO interface coil units, including hazardous area options

PRODUCT CODE: **E 1 5** **C** **0** **0**

OPERATOR COIL OPTIONS 1 VOLTAGE DESIGNATOR OPTIONS 2

SEE BELOW FOR PRODUCT CODE DETAILS

Any of the below options that are not required enter '0' in relevant box.

#### Operator

- 1 8** Spring return, internal pilot air feed
- 8 0** Spring return, external pilot air connection
- 1 9** Double solenoid, internal pilot air feed
- 9 0** Double solenoid, external pilot air connection

#### Coil

- A** Exia (BASEEFA)
- B** Terminal Box
- U** Exia (FM)
- D** Exd
- K** MC30 Plug & Socket
- N** ExnA
- P** Plug & Socket
- S** Exia (BASEEFA) Stainless Steel Housing
- 0** No Coil Unit
- 9** Exm

#### Options 1

- C** Lever manual override
- D** Push button manual override
- S** Screw driver override (standard)
- 0** No option required

#### Standard Voltage

- B** 24v DC
- H** 24v DC Low Power <sup>(1)</sup>
- R** 24v AC (50/60 Hz)
- T** 110v AC (50/60 Hz)
- N** 220v AC (50/60 Hz)
- U** 240v AC (50/60 Hz)

\* A comprehensive range of non-standard voltages available on request

#### Note:

- (1) "H" option not available with Exia solenoids
- (2) IECEX only available with Exia and Exd Solenoids
- (3) GOST CU TR only available with Exd solenoids
- (4) NEPSI only available with Exia and Exd solenoids

#### Designator

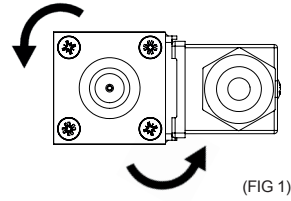
- A** ATEX
- C** IECEX <sup>(2)</sup>
- E** Exme 0.5W
- G** ATEX Exd IIB
- H** Exm
- J** Exme 2.4W
- R** GOST CU TR <sup>(3)</sup>
- X** NEPSI <sup>(4)</sup>

#### Options 2

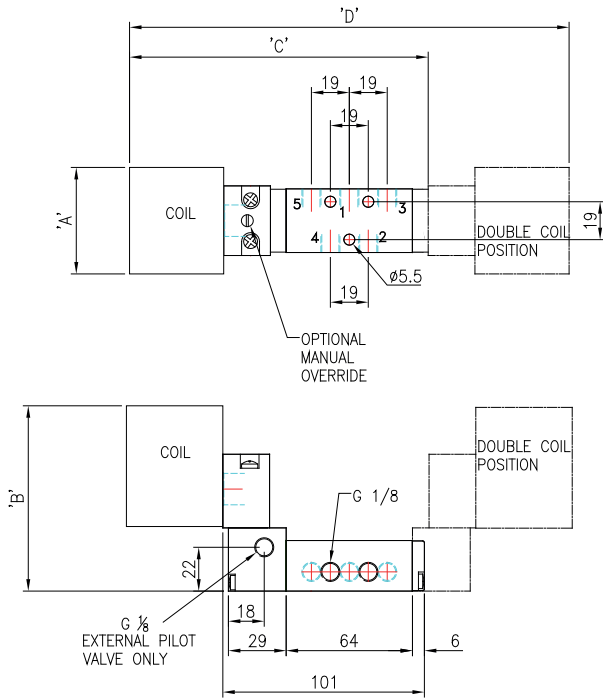
- B** Valve body brass
- C** Valve body brass and NPT ports
- D** Valve body brass, NPT ports and 1/2" NPT electrical connection
- E** 1/2" NPT electrical connection
- L** Low temperature duty -40°C
- M** NPT ports and 1/2" NPT electrical connection
- N** NPT ports
- P** Valve body stainless steel, NPT ports and 1/2" NPT electrical connection
- R** Valve body stainless steel and NPT ports
- S** Valve body stainless steel
- X** Valve suitable for use with Oxygen

## COIL ORIENTATION

The coil itself can be rotated in 90° steps by releasing the four securing screws. (FIG 1) When rotating the coil care should be taken to ensure the core assembly (core, spring, seal and washer) remains intact and aligned correctly. This is easily achieved by only lifting the coil the small amount required to clear the screws enabling the coil to be rotated.



## DIMENSIONS (mm)



COIL TYPE	A	B	C	D
MC30 Plug & Socket	36	101	145	215
Heavy Duty Mazak Plug & Socket	36	112	145	215
Standard Terminal Box	36	99	153	231
SS Terminal Box	52	119	170	265
ExnA Terminal Box	36	99	153	231
Exd SS Terminal Box	52	119	170	265
Exm Flying Lead	36	106	141	207
Exme Terminal Box	36	99	153	231
Piezo Operator	32	72	154	233
Exia SS Terminal Box	52	119	177	279
Exia Std. Terminal Box	36	99	160	245
Exia Plug & Socket	36	125	148	221

## MATERIAL SPECIFICATIONS

### STANDARD

Body And End Caps	Black Anodised Aluminium (Dural)
Spool	Hard Anodised Aluminium PTFE Impregnated
Jet	Brass
Spacers	Glass Filled Acetal
Seals	Nitrile
Spring	Music Wire

## VALVE SPECIFICATIONS

### STANDARD

Port Connection Size	1/8" BSP
Working Pressure Internal Pilot Version	3 to 10 bar
Working Pressure External Pilot Version	3 to 10 bar
Minimum External Pilot Pressure	3 bar
Cv Factor	0.4
Flow Rate (at 6 bar with 1 bar pressure drop)	382 l/min
Maximum Ambient Temperature	+80 °C
Minimum Working Temperature	-20 °C

## COIL DETAILS

Coil Type	Plug & Socket	Terminal Box	ExnA	Exd	Exm	Exia
Area Class	Safe	Safe	Zone 2	Zones 1 & 2	Zones 1 & 2	Zone 0, 1 & 2
Area Category	N/A	N/A	ExN II T4-T6	Exd IIC T3-T6	Exm IIC T5	Exia IIC T6
Ingress Protection	IP65	IP65	IP65	IP66	IP65	IP65
Cable Entry	PG.9	M20 x 1.5	M20 x 1.5	M20 x 1.5	Flying leads	M20 x 1.5
Ambient Temperature	-20 to +80 °C	-20 to +80 °C	-40 to +60 °C	-60 to +80 °C	-20 to +65 °C	-40 to +65 °C
Magnetic Wire Class	H	H	H	H	H	H

\* FURTHER SOLENOID OPTIONS AVAILABLE ON REQUEST